



Factsheet N°4: Anti-Retroviral Therapy (ART) Services in Nepal, As of July 2010

Facts and Figures on ART in Nepal

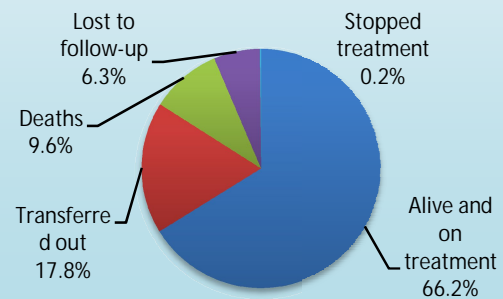
- ✎ Anti-retroviral therapy started in Nepal in February 2004 from Teku Hospital.
- ✎ Government is providing free of cost ART service to all those in need.
- ✎ There are National ART Guideline and Standard Operating Procedures for the clinical management of ART.
- ✎ There are 25 ART centres and 10 ART Sub-centres in Nepal.
- ✎ CD 4 count service is available at 13 sites, while 4 sites have CD 4 Calibre.

Source: NCASC, 2010

Table 1: Facts on ART in Nepal, As of July 2010

Total ART need (CD4 ≤200), (2009):	17,000
Total ART coverage (As of July 2010):	21%
Patients on the 1 st line regimen:	3,625
Patients substituted on the 1 st line regimen:	836
Patients switched on the 2 nd line regimen:	48

Figure 1: Outcomes of ART Programme in Nepal, As of July 2010

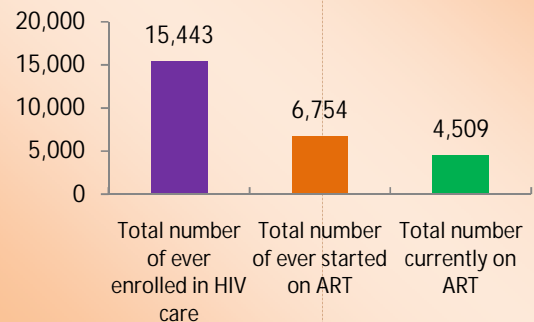


Some Facts about Coverage of ART Programme in Nepal

- ☞ Among total people with advanced HIV infection who are currently receiving ART in Nepal, of which:
 - ↑ Proportion of adults: 94.0%
 - ↑ Proportion of children: 6.0%
- ☞ Among total people with advanced HIV infection who are currently receiving ART in Nepal, of which:
 - ↑ Proportion of males: 57.8%
 - ↑ Proportion of females: 42.0%
 - ↑ Proportion of third genders: 0.2%
- ☞ Percentage of people with advanced HIV infection who are alive and currently on ART after
 - ✚ 12 months of treatment: 92.3%
 - ✚ 24 months of treatment: 84.0%
 - ✚ 36 months of treatment: 70.3%

Source: NCASC, 2010

Figure 2: Cumulative Number of People with Advanced HIV Infection ever Enrolled, ever Started and on ART, As of July 2010



For Further Information Please Contact:

National Centre for AIDS and STD Control, Teku, Kathmandu

Phone: +977 - 1 - 4261 653, 4362 753, 4258 219 Email: ncasc@mos.com.np

Fax: +977 - 1 - 4261 406 Website: www.ncasc.gov.np

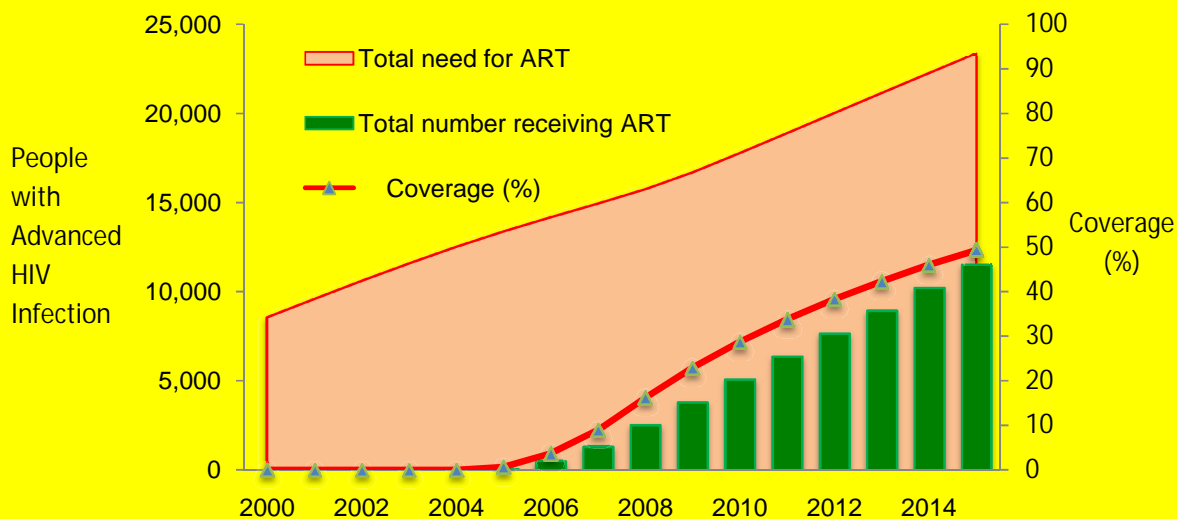


Table 2: Trends of ART Profile of Nepal, As of July 2010

Indicators	2005/06 July	2007 July	2008 July	2009 July	2010 July
Number of people living with HIV ever enrolled on Pre-ART (cumulative)	3,106	6,658	10,890	13,346	15,443
Number of people living with HIV ever enrolled on ART (cumulative)	522	1,290	2,873	4,736	6,754
Number of people with advanced HIV infection receiving ARV (cumulative)	522	891	1,997	3,226	4,509
Total people lost to follow up (cumulative)	32	54	182	293	426
Total people transferred out (cumulative)	30	110	421	768	1,215
Total people stopped treatment	3	2	5	18	11
Total deaths (cumulative)	36	114	276	447	653

Source: NCASC, 2010

Figure 3: People on Anti-Retroviral Therapy (15+Years) - Projected



Source: NCASC, 2010

For Further Information Please Contact:

National Centre for AIDS and STD Control, Teku, Kathmandu

Phone: +977 - 1 - 4261 653, 4362 753, 4258 219

Email: ncasc@mos.com.np

Fax: +977 - 1 - 4261 406

Website: www.ncasc.gov.np