



### Factsheet 1: HIV Epidemic Update of Nepal, December 2013

#### Facts about HIV Epidemic in Nepal

- ☐ The first HIV case was detected in 1988. The key populations are as follows:
  - 🚫 People who inject drugs (PWID)
  - 🚫 Sex workers and their clients (Male and Female)
  - 🚫 Men who have sex with men (MSM) and transgender populations
  - 🚫 Male Labor Migrants and their spouse
- ☐ Heterosexual transmission is dominant
- ☐ HIV prevalence among adult population in the country is below 1%

#### HIV Estimation in Nepal

- ☐ Estimated number of people living with HIV: 40,723
  - 🚫 Children (0-14 years): 3,282
  - 🚫 Adults (15-49 years): 34,056
  - 🚫 Adults (50+ years): 3,385
- ☐ Adult (15-49) HIV prevalence: 0.23%
- ☐ Adult women (15-49) living with HIV: 28%
- ☐ Young people (15-24) living with HIV: 9%
- ☐ Estimated new infection in 2013: 1,408

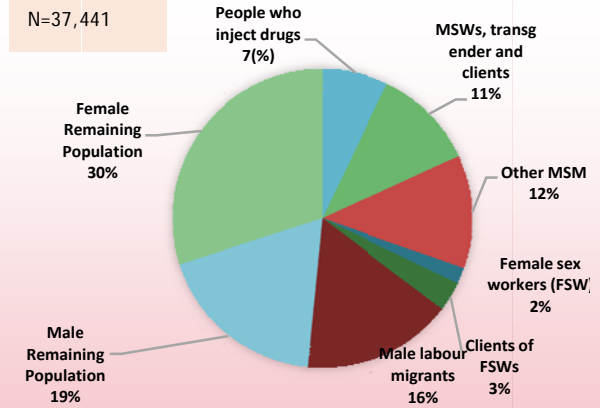


Figure 1: Distribution of People Living with HIV (15 and above), 2013

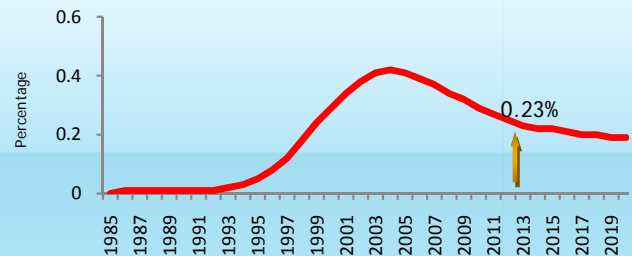


Figure 2: Adult (15-49) HIV Prevalence, 2013

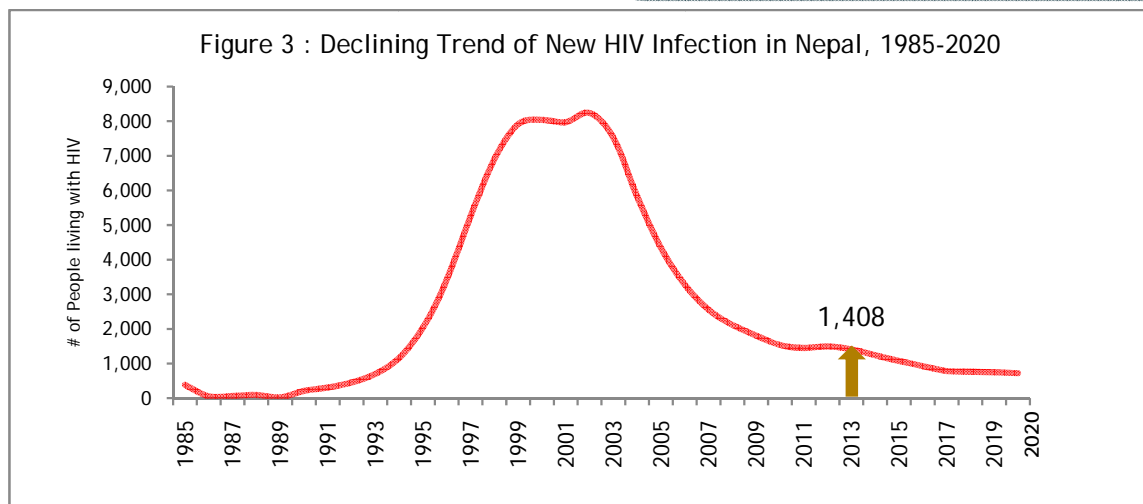


Figure 3 : Declining Trend of New HIV Infection in Nepal, 1985-2020

**For Further Information Please Contact:**

National Centre for AIDS and STD Control, Teku, Kathmandu

**Phone:** +977 - 1 - 4258 219, 4261 653, 4262 753

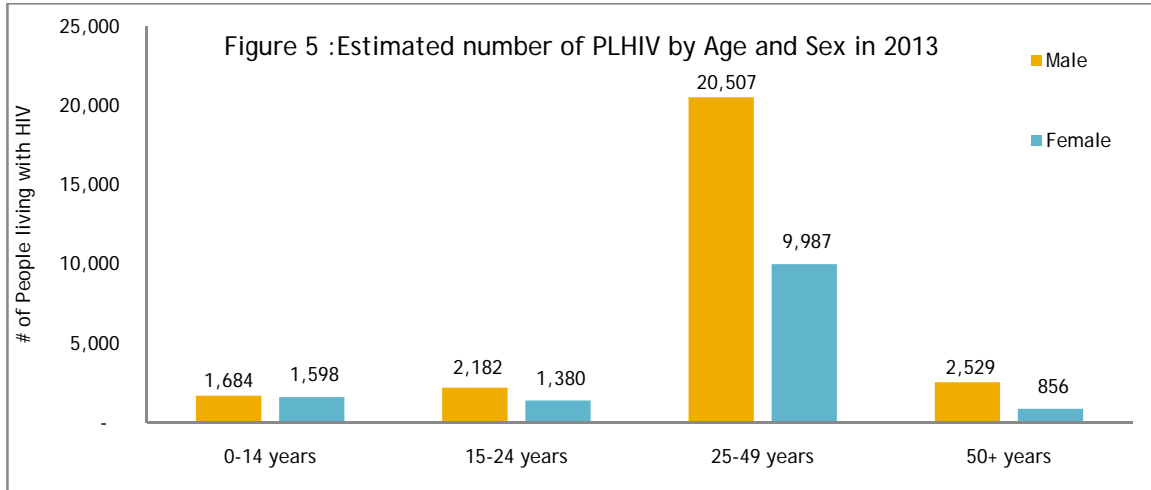
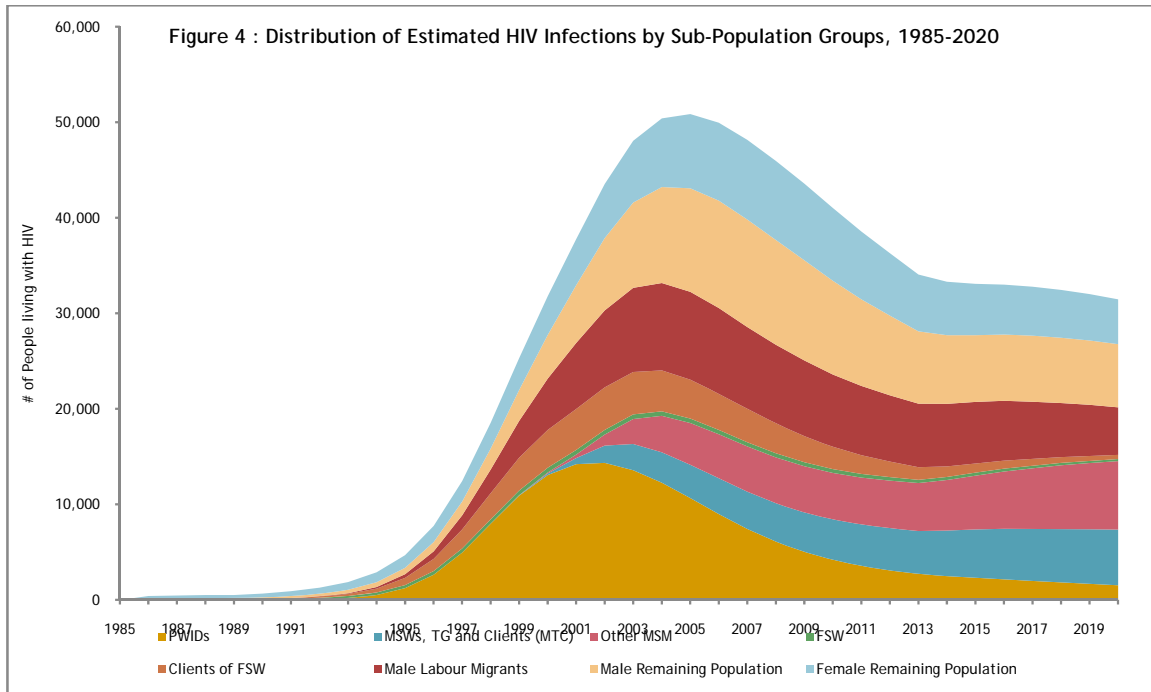
**Fax:** +977 - 1 - 4215149

**Email:** data@ncasc.gov.np

**Website:** www.ncasc.gov.np



**Government of Nepal**  
**Ministry of Health and Population**  
**National Centre for AIDS and STD Control**  
 Teku, Kathmandu



***For Further Information Please Contact:***

National Centre for AIDS and STD Control, Teku, Kathmandu

**Phone:** +977 - 1 - 4258 219, 4261 653, 4262 753

**Fax:** +977 - 1 - 4215149

**Email:** [data@ncasc.gov.np](mailto:data@ncasc.gov.np)

**Website:** [www.ncasc.gov.np](http://www.ncasc.gov.np)



Government of Nepal  
Ministry of Health and Population  
**National Centre for AIDS and STD Control**  
Teku, Kathmandu



**Table 1 : Key Indicators of HIV Estimation in Nepal, 2013**

Indicators	Value (2013)
⌘ Adult (15-49) HIV prevalence	0.23%
⌘ Percentage of women 15-49 living with HIV (of estimated adult PLHIV)	28%
⌘ Percentage of women and girls 15-24 living with HIV (of estimated adult PLHIV)	3%
⌘ Annual number of new infection (Male to Female ratio)	1,408 (1.9)
Annual number of new HIV infections - Male	937
Annual number of new HIV infections - Female	471
⌘ Annual number of new HIV positive pregnant women	679
⌘ Annual number of new infections per day	4
⌘ Annual number of new infections amongst children (0-14) per year	242
⌘ Annual number of AIDS related death	3,362
⌘ Average number of AIDS related death among children (0-14)	212
⌘ Total number of double AIDS orphans as of 2013	4,301

***For Further Information Please Contact:***

National Centre for AIDS and STD Control, Teku, Kathmandu

**Phone:** +977 - 1 - 4258 219, 4261 653, 4262 753

**Email:** [data@ncasc.gov.np](mailto:data@ncasc.gov.np)

**Fax:** +977 - 1 - 4215149

**Website:** [www.ncasc.gov.np](http://www.ncasc.gov.np)